

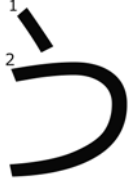
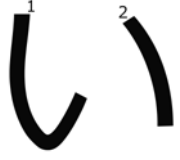



ひらがな

Hiragana Chart

	W	R	Y	M	H	N	T	S	K	VOWEL	
ん	わ	ら	や	ま	は	な	た	さ	か	あ	A
		り		み	ひ	に	ち	し	き	い	I
		る	ゆ	む	ふ	ぬ	つ	す	く	う	U
		れ		め	へ	ね	て	せ	け	え	E
	を	ろ	よ	も	ほ	の	と	そ	こ	お	O

一、Practice: あいうえお かきくけこ がぎぐげご

									
O	E	U	I	A					
	お		え		う		い	あ	あ
	お		え		う		い		あ
	お			う					あ
		え				い		あ	
お			え		う		い		
	お			う		い			あ
お		え						あ	

									
KO	KE	KU	KI	KA					
	こ		け		く		き	か	か
	こ		け		く		き		か
こ			け	く	く		き	か	か
	こ					き	き		か
こ	こ	け							か
			け	く	く	き	き		
	こ	け						か	

GO		GE		GU		GI		GA	
	ご		げ		ぐ		ぎ	が	が
	ご		げ		ぐ		ぎ		が
ご	ご		げ	ぐ	ぐ	ぎ	ぎ	が	が
	ご		げ				ぎ		が
ご	ご	げ							が
			げ	ぐ	ぐ	ぎ	ぎ		
	ご	げ						が	

二、 Fill in each blank with the correct HIRAGANA.

1. ^{SE N SE I}
せんせ ____
(teacher)

2. ^{K I A RA}
____ ____ ら
(Kiara [name])

3. ^{NA MA E}
なま ____
(name)

4. ^{K U U K O U}
____ ____ ____ ____
(airport)

5. ^{O NI I SA N}
____ に ____ さん
(older brother)

6. ^{O K A A SA N}
____ ____ ____ さん
(mother)

7. ^{A O I}
____ ____ ____
(blue)

8. ^{O O K I I}
____ ____ ____ ____
(big)

9. ^{A K A I}
____ ____ ____ ____
(red)

10. ^{K A I}
____ ____ ____
(shell)

11. ^{U E}
____ ____ ____
(above)

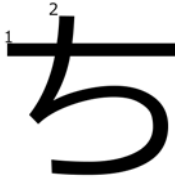
12. ^{K I K U}
____ ____ ____ ____
(chrysanthemum)

一、Practice: さ, し, す, せ, そ ざ, じ, ず, ぜ, ぞ

¹ そ		² ³ せ		¹ ² す		¹ し		¹ ² さ	
SO		SE		SU		SHI		SA	
	そ		せ		す		し	さ	さ
	そ		せ		す		し		さ
そ			せ	す	す	し	し	さ	さ
			せ				し		さ
そ	そ	せ							さ
			せ	す	す	し	し		
	そ	せ						さ	

¹ ² ³ ぞ		¹ ² ³ ⁴ ⁵ ぜ		¹ ² ³ ⁴ ず		¹ ² ³ じ		¹ ² ³ ⁴ ざ	
ZO		ZE		ZU		JI		ZA	
	ぞ	ぜ	ぜ		ず		じ	ざ	ざ
	ぞ		ぜ		ず		じ		ざ
ぞ	ぞ		ぜ	ず	ず		じ	ざ	ざ
			ぜ		ず	じ	じ		ざ
ぞ	ぞ	ぜ	ぜ		ず				ざ
							じ		

一、 Practice: た,ち,つ,て,と た,ぢ,づ,で,ど

 TO	 TE	 TSU	 CHI	 TA					
	と		て		つ		ち	た	た
	と		て		つ		ち		た
と				つ		ち		た	た
		て					ち		た
と	と		て		つ				
				つ		ち	ち		た
	と	て						た	

 DO	 DE	 ZU	 JI	 DA					
	ど	で	で		づ		ぢ	だ	だ
	ど		で		づ		ぢ		だ
ど	ど		で	づ	づ		ぢ	だ	だ
	ど		で		づ	ぢ	ぢ		だ
ど	ど	で	で		づ				だ
							ぢ		

二、 Fill out the vertical chart directly below with hiragana, starting at the top right going down each column. Then fill out the other chart below it by starting at the top left and filling out the chart horizontally.

DA	TA	ZA	SA	GA	KA	A
JI	CHI	JI	SHI	GI	KI	I
ZU	TSU	ZU	SU	GU	KU	U
DE	TE	ZE	SE	GE	KE	E
DO	TO	ZO	SO	GO	KO	O

三、 Fill in each blank with the correct hiragana, saying each word out loud as you write. Make sure you pronounce each syllable.



1. I CHI GO



2. KO KE SHI



3. GE TA

A	I	U	E	O
KA	KI	KU	KE	KO
GA	GI	GU	GE	GO
SA	SHI	SU	SE	SO
ZA	JI	ZU	ZE	ZO
TA	CHI	TSU	TE	TO
DA	JI	ZU	DE	DO

4. T A NO SHI I
の _____
(fun)

5. S A K A NA
な _____
(fish)

6. CHI I S A I
_____ _____
(small)

7. E K I
_____ _____
(train station)

8. S O K O
_____ _____
(there)

9. S U SHI
_____ _____
(sushi)

10. K U TSU
_____ _____
(shoes)

11. TSU K U E
_____ _____
(desk)

12. T A K A I
_____ _____
(tall)

13. T O K E I
_____ _____
(clock)

14. K A O
_____ _____
(face)

15. A S A
_____ _____
(morning)

四、 In the section below, fill in each blank with the correct hiragana.
The first one is done for you.


Example: ^{SE N SE I DE SU}
せんせい です。

16. ^{E N PI TSU wo DA SHI TE KU DA S A I}
_____ んび _____ を _____ _____ _____ _____ _____。

17. ^{K I I TE KU DA S A I}
_____ _____ _____ _____ _____ _____。

18. ^{K O CHI RA wa T O MO DA CHI DE SU}
_____ _____ らは _____ も _____ _____ _____。


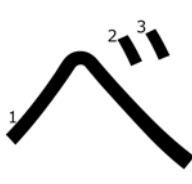


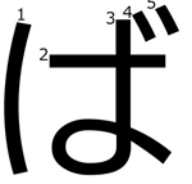
19. ^{O HA YO U GO ZA I MA S U}
_____ はよ _____ _____ _____ ま _____。

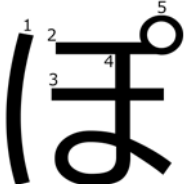
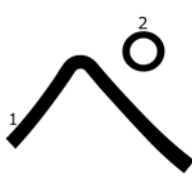
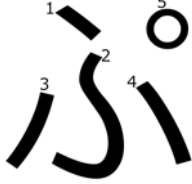

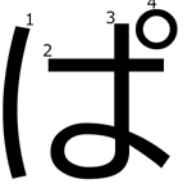


一、Practice: な,に,ぬ,ね,の は,ひ,ふ,へ,ほ ば,び,ぶ,べ,ぼ ぱ,ぴ,ぷ,ぺ,ぽ

NO	NE	NU	NI	NA					
	の		ね		ぬ		に	な	な
	の		ね		ぬ		に		な
の			ね	ぬ	ぬ	に	に	な	な
		ね							な
の	の		ね		ぬ	に			
				ぬ			に		な
	の	ね				に		な	

HO	HE	FU	HI	HA					
	ほ		へ		ふ		ひ	は	は
	ほ		へ		ふ		ひ		は
ほ	ほ		へ	ふ	ふ	ひ	ひ	は	は
	ほ	へ							は
ほ			へ		ふ	ひ			
ほ	ほ			ふ			ひ		は
		へ				ひ		は	

									
BO	BE	BU	BI	BA					
	ぼ		へ		ぶ		び	ば	ば
	ぼ		へ		ぶ		び		ば
ぼ	ぼ		へ	ぶ	ぶ		び	ば	ば
	ぼ				ぶ	び	び		ば
ぼ	ぼ	へ			ぶ				ば
			へ	ぶ		び	び		
	ぼ	へ			ぶ			ば	

									
PO	PE	PU	PI	PA					
	ぽ		へ		ぷ		ぴ	ぱ	ぱ
	ぽ		へ		ぷ		ぴ		ぱ
ぽ	ぽ		へ	ぷ	ぷ		ぴ	ぱ	ぱ
	ぽ				ぷ	ぴ	ぴ		ぱ
ぽ	ぽ	へ			ぷ				ぱ
			へ	ぷ		ぴ	ぴ		ぱ
	ぽ	へ			ぷ			ぱ	

二、 Fill in the boxes with hiragana, in order. Write vertically (start at the top right) and then horizontally (start at top left).

PA	BA	HA	NA	DA	TA	ZA	SA	GA	KA	A
PI	BI	HI	NI	JI	CHI	JI	SHI	GI	KI	I
PU	BU	FU	NU	ZU	TSU	ZU	SU	GU	KU	U
PE	BE	HE	NE	DE	TE	ZE	SE	GE	KE	E
PO	BO	HO	NO	DO	TO	ZO	SO	GO	KO	O

A	I	U	E	O
KA	KI	KU	KE	KO
GA	GI	GU	GE	GO
SA	SHI	SU	SE	SO
ZA	JI	ZU	ZE	ZO
TA	CHI	TSU	TE	TO
DA	JI	ZU	DE	DO
NA	NI	NU	NE	NO

HA	HI	FU	HE	HO
BA	BI	BU	BE	BO
PA	PI	PU	PE	PO

三、 Fill in each blank with the correct hiragana.



1. H A N A
 ____ ____



2. H E B I
 ____ ____



3. N I H O N G O
 ____ ____ ん ____



4. T S U N A M I
 ____ ____ み



5. N I H O N J I N
 ____ ____ ん ____ ん



6. I N U
 ____ ____



7. E N P I T S U
 ____ ん ____ ____



8. I K E B A N A
 ____ ____ ____ ____



9. T A N U K I
 ____ ____ ____

四、 Write the correct hiragana in each blank, saying each word out loud as you write. Make sure you pronounce each syllable.

10. C H I Z U
 ____ ____
 (map)

11. H O N Y A
 ____ ん ____
 (bookstore)

12. H I Z A
 ____ ____
 (knee)

13. F U N E
 ____ ____
 (boat)

14. H I B A C H I
 ____ ____ ____
 (hibachi bar-b-que)

15. O N A K A
 ____ ____ ____
 (stomach)

五、 First, fill in each blank with the correct hiragana. Then, translate each phrase into English. The first one is done for you.

REI TA DA I MA
例: た だ い ま。

I'm home.

16. O K A E RI N A S A I
_____ り _____

17. I I E CHI GA I MA S U
_____、 _____ ま _____。

18. H A I S O U D E S U
_____、 _____。

19. N I H O N J I N D E S U
_____ ん _____ ん _____。

20. T A T T E K U D A S A I
_____ つ _____。

一、Practice: まみむめも やゆよ

MO	ME	MU	MI	MA					
	も		め		む		み	ま	ま
	も		め		む		み		ま
も	も				む		み	ま	ま
					む		み		
も		め	め				み		
	も			む	む	み			ま
		め						ま	

YO	YU	YA			
	よ		ゆ		や
	よ	ゆ	ゆ		や
よ					や
		ゆ		や	
	よ		ゆ		
よ				や	や
		ゆ			

二、 Fill in the boxes with hiragana, in order. Write vertically (start at the top right) and then horizontally (start at top left).

YA	MA	HA	NA	TA	SA	KA	A
	MI	HI	NI	CHI	SHI	KI	I
YU	MU	FU	NU	TSU	SU	KU	U
	ME	HE	NE	TE	SE	KE	E
YO	MO	HO	NO	TO	SO	KO	O

A	I	U	E	O
KA	KI	KU	KE	KO
SA	SHI	SU	SE	SO
TA	CHI	TSU	TE	TO
NA	NI	NU	NE	NO
HA	HI	FU	HE	HO
MA	MI	MU	ME	MO
YA		YU		YO

三、 Fill in each blank with the correct hiragana.



1. Y A M A
 1. _____



2. M O K U Y O U B I
 2. _____



3. M O M O
 3. _____



4. S A M U I
 4. _____



5. Y U K I
 5. _____




6. M E
 6. _____



7. F U Y U
 7. _____



8. M I M I
 8. _____



9. T A T A M I
 9. _____

四、 Write the correct hiragana in each blank, saying each word out loud as you write. Make sure you pronounce each syllable.

10. Y U M E
 10. _____
 (dream)

11. Y A S U M I
 11. _____
 (rest, break)

12. S U I Y O U B I
 12. _____
 (Wednesday)

13. M I C H I
 13. _____
 (road)

14. M U Z U K A S H I I
 14. _____
 (difficult)

15. Y A S A S H I I
 15. _____
 (easy, kind)

五、 Fill in each blank with the correct hiragana. The first one is done for you.

MI TE KU DA SA I
Ex.: み て く だ さ い。

16. O Y A S U M I N A S A I

17. Y O K U D E K I M A S H I T A

18. H E Y A N I I M A S U

19. O H A Y O U G O Z A I M A S U

20. MI Z U を NO N DE mo I I DE S U k a

一、Practice: らりるれろ わをん

¹ ろ RO	¹ ² れ RE	¹ る RU	¹ ² り RI	¹ ² ら RA					
	ろ		れ		る		り	ら	ら
			れ		る		り		ら
ろ		れ					り	ら	
	ろ			る		り			
ろ			れ				り		ら
	ろ				る	り			
		れ		る				ら	

¹ ん N	¹ ² ³ を (W)O	¹ ² わ WA			
	ん		を	わ	わ
			を		わ
ん		を	を		
	ん			わ	
ん					
	ん		を		わ
		を		わ	

二、 Fill in the boxes with hiragana, in order.

N	WA	RA	YA	MA	HA	NA	TA	SA	KA	A
		RI		MI	HI	NI	CHI	SHI	KI	I
		RU	YU	MU	FU	NU	TSU	SU	KU	U
		RE		ME	HE	NE	TE	SE	KE	E
	WO	RO	YO	MO	HO	NO	TO	SO	KO	O

三、 Fill in each blank with the correct hiragana, saying each word out loud as you write.



1. RE KI SHI
(history)




2. WA TA SHI
(I, me)



3. MU RA SA KI
(purple)



4. KU SU RI
(medicine)



5. KU RA I
(dark)




6. KI I RO
(yellow)



7. SE N SE I
(teacher)



8. KA E RU
(frog)



9. BA N GO HA N
(meal, rice)

四、 First, fill in each blank with the correct hiragana. Then, translate each into English.

10. K I R I TSU
_____。

11. W A K A R I M A S E N
_____。

12. Y O R O SHI K U O N E G A I SHI M A S U
_____。

13. E N P I TSU w o K A SHI TE KU DA S A I
_____。

14. O G E N K I D E S U K A
_____。

15. SHI TSU RE I SHI M A S U
_____。

Combined sounds and doubled consonants (small “っ”)

一、 Fill in the boxes with combined sounds. Write vertically (start at the top right). The first box is done for you. Remember to make the small letters や、ゆ、よ smaller and slightly to the right.

										き や
PYA	BYA	JA	GYA	RYA	MYA	HYA	NYA	CHA	SHA	KYA
PYU	BYU	JU	GYU	RYU	MYU	HYU	NYU	CHU	SHU	KYU
PYO	BYO	JO	GYO	RYO	MYO	HYO	NYO	CHO	SHO	KYO

二、 Fill in each blank with the correct hiragana. When the consonant is doubled, use a small つ (っ) BEFORE the consonant whose sound is doubled or whose sound is “paused.” The small hiragana や、ゆ、よ each get their own space.

例 (Ex.): CHOTTO C H O T T O
 ちよつと
SHUKUDAI S H U K U D A I
 しゅくだい



1. KYO U D A I



2. J U U I C H I N I N

90°

3. K Y U U J U U



4. J U N K U N



SHA SHI N

5. _____



C H A I R O

6. _____

三、 Write the correct hiragana in each blank, saying each word out loud as you write. Be sure to pronounce each syllable.

KYO U SHI TSU

7. _____
(classroom)

SHA KA I

8. _____
(social studies)

BE N KY O U

9. _____
(study)

BI JU TSU

10. _____
(art)

YA KY U U

11. _____
(baseball)

C H A KU SE KI

12. _____
(Sit down!)

四、 First, fill in each blank with the correct hiragana. Remember to use a small “っ” in place of the first consonant which is doubled.

Y U K K U R I O N E G A I SHI MA S U

13. _____。

MO U I CHI DO I T TE KU DA SA I

14. _____。

C H O T TO MA T TE KU DA SA I

15. _____。

HA I S H O U Y U D E S U DO U Z O

16. _____、_____。

RE N S H U U NO J I KA N D E S U

17. _____。

HA J I ME MA S H O U

18. _____。