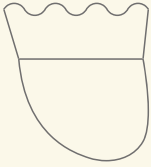


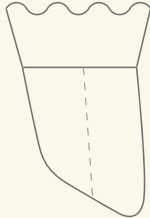
Parts at Actual Size

☆ For all parts we used Needle Watawata in white

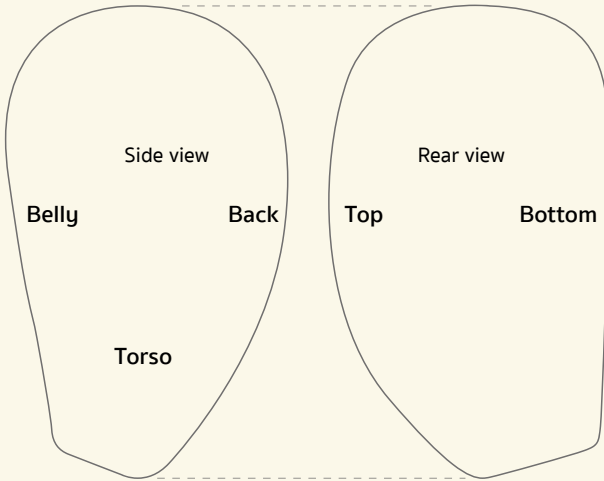
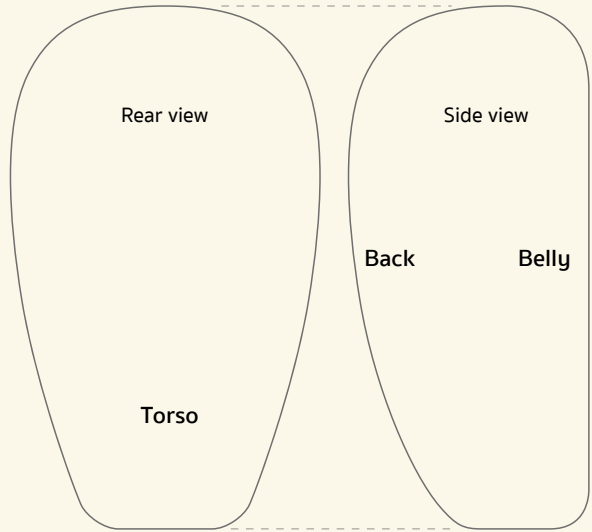
Version lying flat on its belly



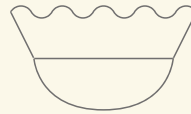
Front leg
5mm thickness x 2



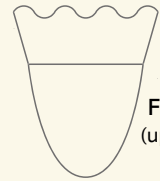
Hind legs
4mm thickness x 2



Version lying on its side



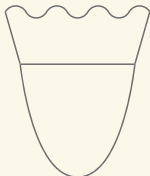
Forefoot
(bottom side)



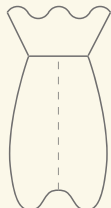
Front leg
(upper side)

☆ Hind flippers are the same as for the version lying flat on its belly

Version lying on its back



Front leg
5mm thickness x 2



Hind legs
4mm thickness x 2

