

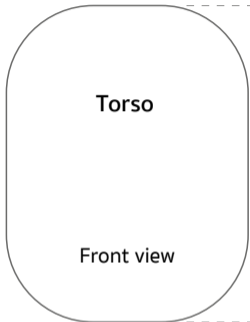
## Parts at Actual Size

☆ All parts are Needle  
Watawata in biscuit.



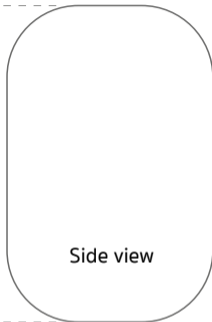
Tail

3mm thickness



Torso

Front view

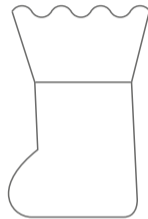


Side view



Front leg

9mm thickness x 2



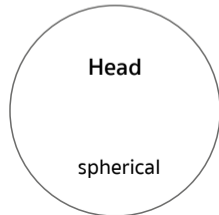
Hind legs

13mm thickness x 2



Ear

3mm thickness x 2



Head

spherical