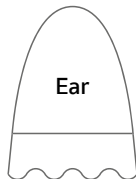
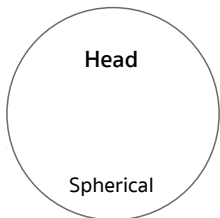

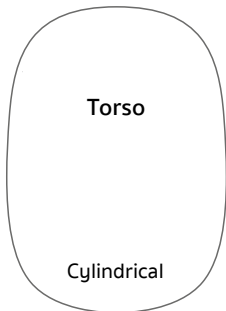
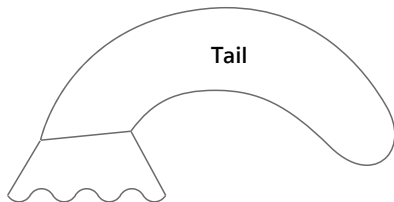


Parts at Actual Size

☆ All parts are made from Needle Watawata



5mm thickness x 2



Hind legs

5mm thickness x 2



Front leg

10mm thickness x 2