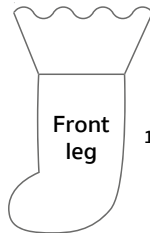
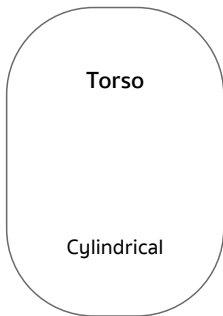
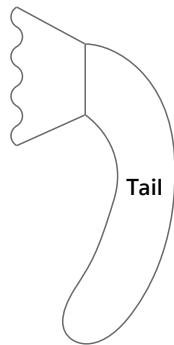
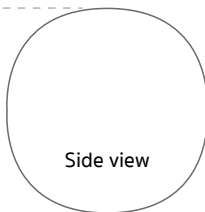
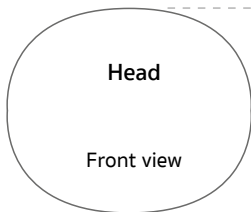


Parts at Actual Size

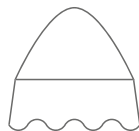
☆ The head and torso are made from Needle Watawata. The rest is gray felting wool



12mm thickness x 2



7mm thickness x 2



3mm thickness x 2